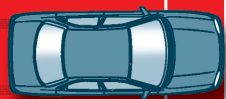


## Winterreifen-Test\*: Bremsen – auf das Profil kommt es an


26,2 m



50 – 0 km/h auf Schnee


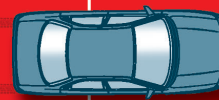


PROFILTIEFE\*\*



8 mm

37,6 m



2 mm

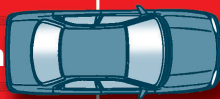
Bremsweg in m 20

25


30

35

62,4 m


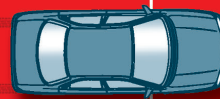


100 – 0 km/h auf nasser Fahrbahn



8 mm

76,3 m



2 mm

Bremsweg in m 60

65

70

75

\* Getestet: Dunlop Winter Sport 3D, Dimension 195/65 R15 \*\* Gesetzlich vorgeschriebene Mindestprofiltiefe: 1,6 mm

[ace-online.de/grafiken](http://ace-online.de/grafiken)